

Don't Fence Me In by Cole Porter

Chord diagrams for the first line: D, D M7, D6, D, Gaug, D, A. The second row shows alternative fingerings for D, D M7, D6, D, Gaug, D, A. The tablature below the diagrams is: 3 3 0 2 2 0 2 2 0 2 0 0 2 2 2 3 2 0.

Oh give me land lots of land under starry skies above. Don't fence me in.

Chord diagrams for the second line: Em7, A, Em7, A, G, D. The second row shows alternative fingerings for Em7, A, Em7, A, G, D. The tablature below the diagrams is: 2 3 0 0 0 0 0 0 0 3 2 3 0 5 5 3 2.

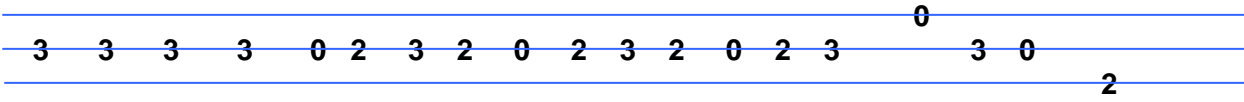
Let me ride through the wide open spaces that I love. Don't fence me in.

Chord diagrams for the third line: Am, D, G, Gm7. The second row shows alternative fingerings for Am, D, G, Gm7. The tablature below the diagrams is: 3 0 2 2 2 2 2 2 2 0 3 3 3 3 3 3 3 5 7 7 7 5 3.

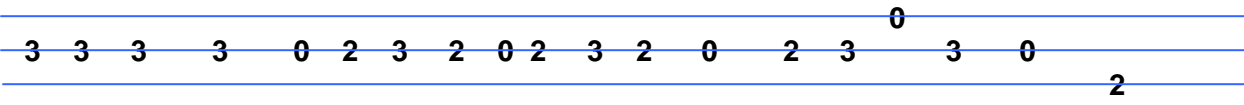
Let me be by myself in the evening breeze. Listen to the murmur of the cottonwood trees.

Chord diagrams for the fourth line: D, Am, G, Gm7, D, A, D. The second row shows alternative fingerings for D, Am/G, G, Gm7, D, A, D. The tablature below the diagrams is: 2 0 2 3 5 5 6 7 7 5 3 2 2 0 3.

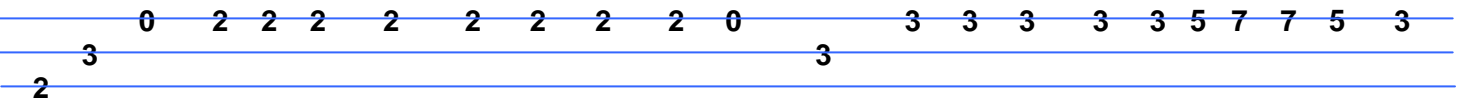
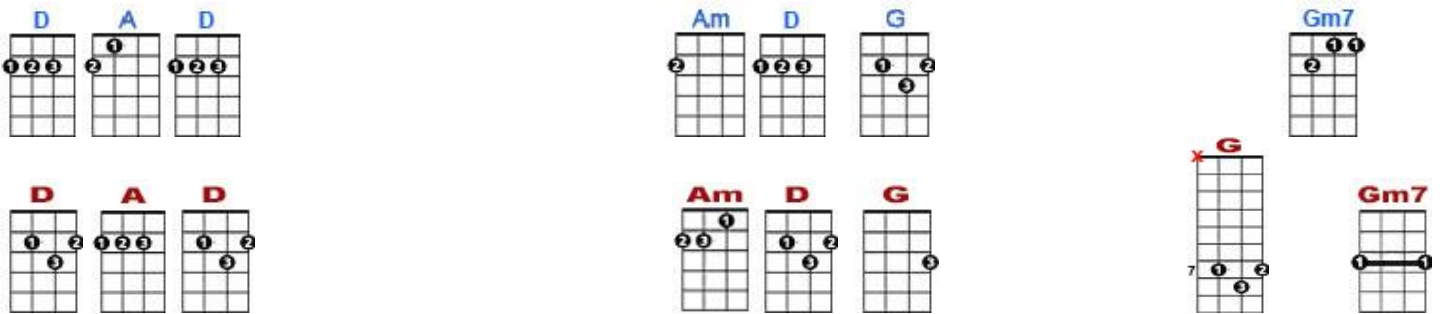
Send me off for-ev-ver but I ask you please. Don't fence me in.




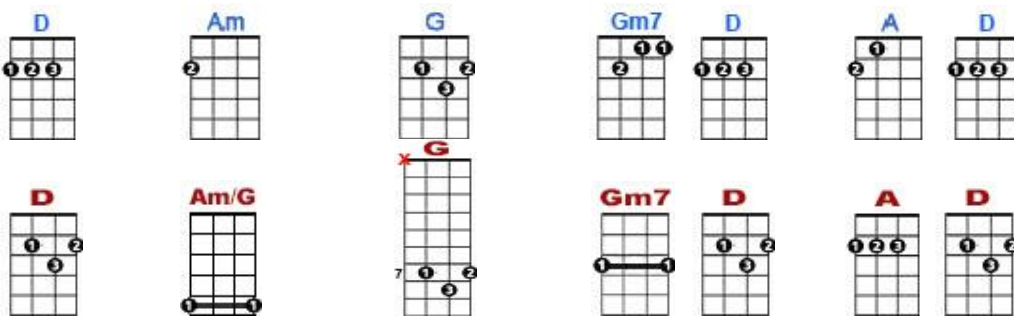
Just turn me loose, let me straddle my old saddle underneath the western skies.



On my Ca-yoose, let me wander o-ver yonder where the purple mountains rise.



I want to ride to the ridge when the west commen - ces. Gaze at the moon 'til I lose my sen-ses.



Can't look at hobbles and I can't stand fen-ces. Don't fence me in.