

# Three Little Birds by Bob Marley

## CHORUS:

Chorus guitar chord diagrams for 'Three Little Birds'. The first row shows chords in red: C, C9, F, Fsus4, F, and C. The second row shows chords in blue: C, C9, F, Fsus4, F, and C. Each diagram shows the fretboard with fingerings indicated by numbers 1-4.

Chorus guitar rhythm notation on a six-line staff. The rhythm is: 3 3 0 3 0 0 3 0 0 0 0 0 0 0 0 0 1 0 3.


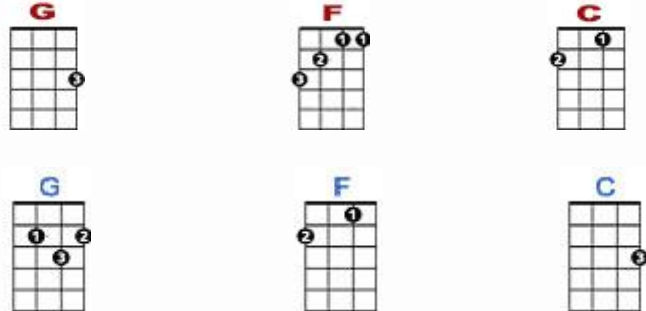
Dont worry bout a thing, cause every little thing is gonna be all right.

Verse guitar chord diagrams for 'Three Little Birds'. The first row shows chords in red: C, C9, F, Fsus4, F, and C. The second row shows chords in blue: C, C9, F, Fsus4, F, and C. Each diagram shows the fretboard with fingerings indicated by numbers 1-4.

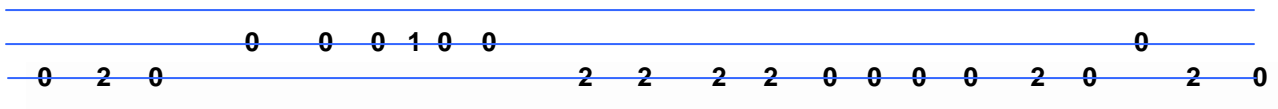
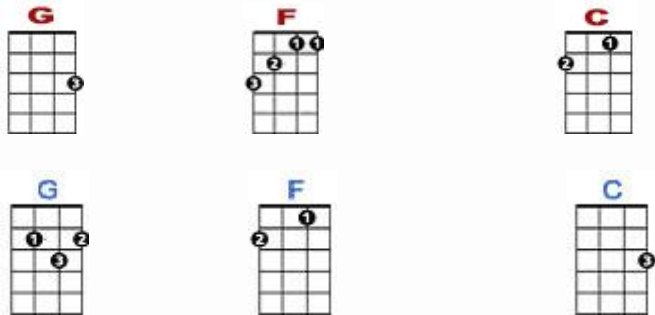
Verse guitar rhythm notation on a six-line staff. The rhythm is: 3 3 3 3 0 3 0 0 3 0 0 0 0 0 0 0 0 1 0 3.

Singing don't worry bout a thing, cause every little thing gonna be all right.

**VERSE:**



Rise up this mornin, smiled with the ris – in sun. Three little birds pitch by my doorstep



Singin sweet songs of melodies pure and true. Sayin, this is my message to you-ou-ou.

**Repeat CHORUS, Repeat VERSE, Repeat CHORUS, Repeat CHORUS**